


25423


EXHIBIT 97E

032856




EAVE OVERHANG

SOFFIT OVERHANG




EAVE HEIGHT

SOFFIT HEIGHT



ROOF EAVE



ROOF SOFFIT

EXHIBIT F


COLOR PLACEMENT

EXHIBIT 97F

COLUMN COLOR : SHOULD BE PAINTED WHITE OR A LIGHT COLOR

TRIM COLOR : MAJOR TRIM ON HOUSE

BODY COLOR : MAIN SIDING OF HOUSE



ACCENT COLOR : SMALL DISCRETE ARCHITECTURAL FEATURES ON HOUSE SUCH AS INNERMOST WINDOW FRAMES AND MULLIONS, NARROW MOLDING STRIPS

BODY TRIM ACCENT

